

NORTH ELEVATION
SCALE 1:300 @ A0



SOUTH ELEVATION
SCALE 1:300 @ A0

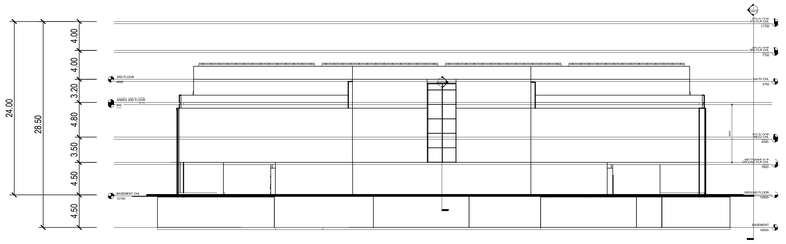

EAST ELEVATION
SCALE 1:300 @ A0

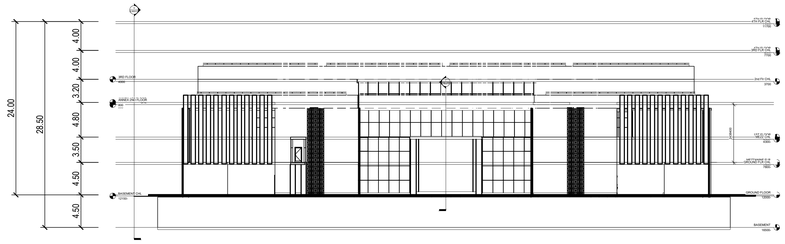

WEST ELEVATION
SCALE 1:300 @ A0

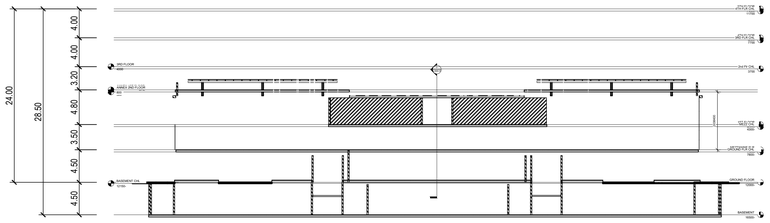

LONGITUDINAL SECTION A-A
SCALE 1:300 @ A0

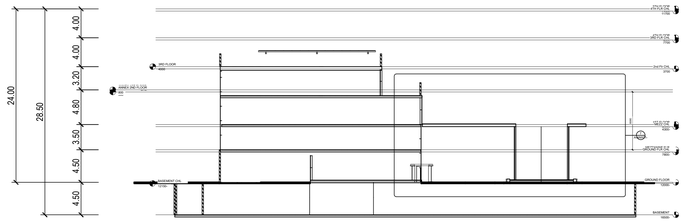

CROSS SECTION B-B
SCALE 1:300 @ A0

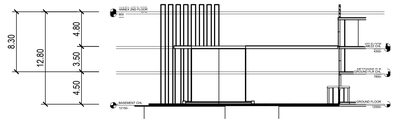

PORTE-COCHERE SECTION C-C
SCALE 1:300 @ A0

0 10 20 30 m

EXTERIOR MATERIAL LEGEND - COLOUR SWATCHES

EX-01
Honed sand-beige limestone cladding, 1200 x 600 panels
Location: Main facades, cores, parapets

EX-02
Bronze anodised aluminium mashrabiya screen, 8-point star
Location: Vertical feature strips, porte-cochere

EX-03
Dark bronze aluminium curtain wall / windows, low-E glazing
Location: Guestroom bays, lobby, podium

EX-04
Frameless laminated glass balustrade, bronze cap
Location: Guestroom balconies, roof terraces

EX-05
Warm white GRC cladding, matte sand finish
Location: Podium columns, fins, soffits

EX-06
Timber-look aluminium pergola slats, teak tone
Location: Roof pergola, alfresco canopy

NOTES

Level heights measured from the drawn finished floor levels; floor-to-floor chain on each view, overall to roof.
Exterior finishes indicative - physical samples and mock-up panel to be approved before procurement.
Elevations and sections derived from the coordinated BIM model; grids and levels as per plans WFY-AR-101 to 108.

EXTERIOR REFERENCE RENDERS


ANNEX WITH HOTEL TOWER BEHIND


ANNEX PORTE-COCHERE AND DRIVE-THROUGH


HOTEL AND ANNEX FROM THE NORTH PLAZA


BETWEEN HOTEL AND ANNEX


HOTEL AND ANNEX FROM THE SOUTH


HOTEL AND ANNEX FROM THE SOUTH-EAST

Royal Commission
الهيئة الملكية

Location:	Yanbu ,KSA	Plot NO.:	LOT 26 / LOT 23

Project Name:

YANBU 5-STAR HOTEL & ANNEX

INVESTOR

WAFAIYA
YANBU • RED SEA

CONTRACTOR

الوفائية
Wafaiyah

Consultant:
-

COORDINATION

Checked		Engineer	Signature	Date
Architectural	ARC			
Interior Design	ID			
Civil	CV			
Mechanical	MEC			
Electrical	ELC			
Low Current	LC			
Fire Life Safety	FLS			
Acoustics	ACS			
Lighting	LGT			
Signage	SG			
Security	SC			

REVISIONS

	Revision Description	Date	By
4			
3			
2			
00	ISSUE 00 - FIRST COMPREHENSIVE SUBMISSION	30 Oct 2026	

Drawing Type:
Architectural & Furniture Layout

Drawing Title:
Annex Elevations & Sections

Drawn by:		Date:	30 Oct 2026
Checked by:	Ar .Mike Mirasol	Sheet Size:	A0
Reviewed by:	-		
Approved by:	-		

Drawing No.:
WFY-AR-133

Revision NO.:	00
Scale:	1:300