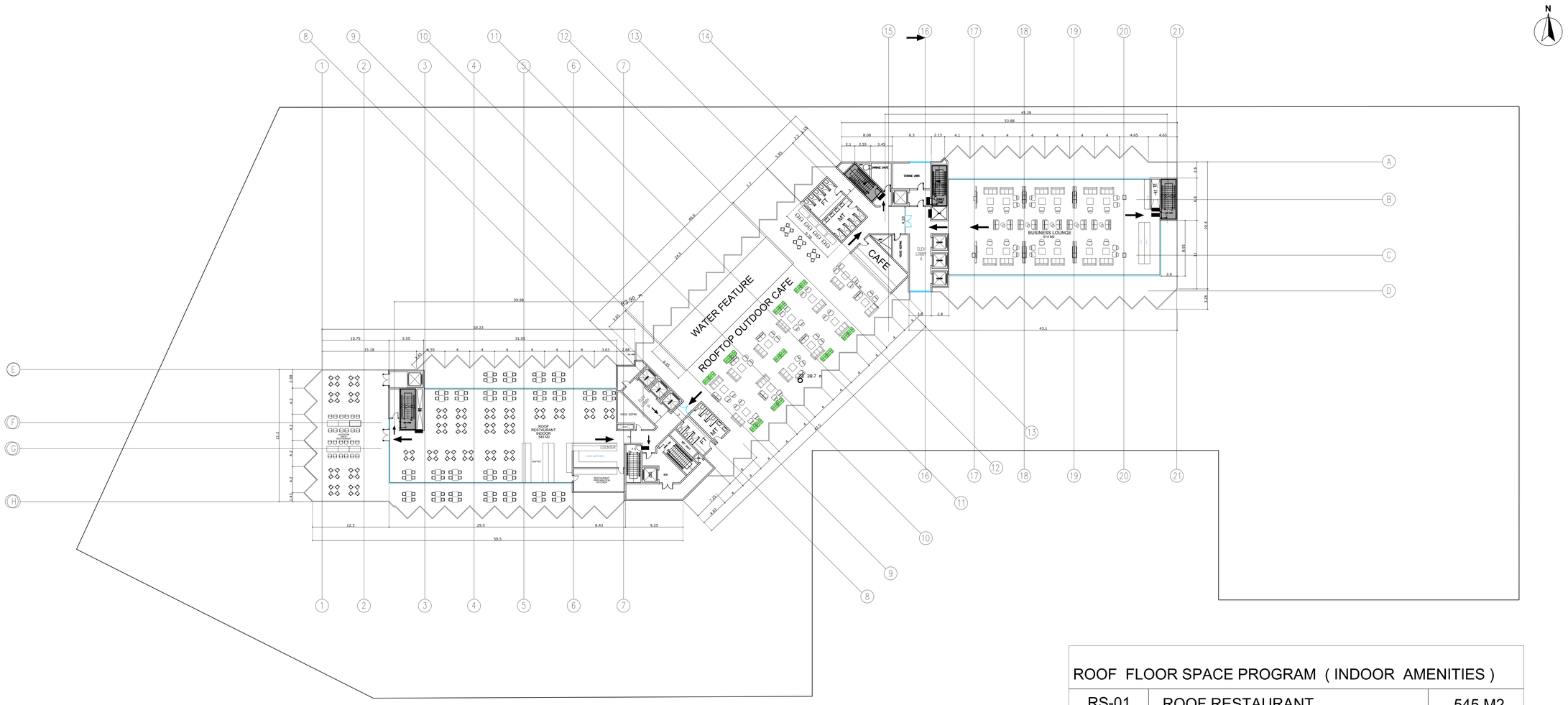

ROOF FLOOR PLAN - MAIN HOTEL

SCALE 1:250 @ A0

0 5 10 20 30 m

ROOF FLOOR SPACE PROGRAM (INDOOR AMENITIES)

RS-01	ROOF RESTAURANT	545 M2
RS-02	BUSINESS LOUNGE	514 M2

SPACE SCHEDULE

No.	SPACE	AREA m²	FLOOR	WALL	CEILING
R-001..012	MEP SHAFT (3 No.)	15.8	FL-04	WL-07	CL-04
R-002	ROOF RESTAURANT - INDOOR & OUTDOOR DECK	1,155.1	FL-02	WL-02	CL-02
R-003	ELEC ROOM	—	FL-04	WL-07	CL-04
R-005	ROOFTOP OUTDOOR CAFE	1,031.0	FL-02	WL-02	CL-02
R-006	GARBAGE CHUTE	10.1	FL-04	WL-07	CL-04
R-007	STORAGE LINEN	36.5	FL-09	WL-07	CL-03
R-008	SHAFT	5.2	FL-04	WL-07	CL-04
R-009	HOUSEKEEPING	10.1	FL-09	WL-07	CL-03
R-010	SERVICE STAIR	2.4	FL-09	WL-07	CL-04
R-011	BUSINESS LOUNGE	571.4	FL-02	WL-02	CL-02

TOTAL MEASURED NET AREA (listed spaces): 2,837.6 m²

Areas measured from the drawing to internal faces; — = open plan / to be confirmed.

LEVEL AREA SUMMARY (m²)

ITEM	VALUE
Gross floor area (GFA) - Roof floor - main hotel	1,719.00
Measured net area - enclosed spaces listed	651.5
Open-air decks / terraces listed (outside GFA) *	2,186.1
Spaces listed on this level	12

GFA from the project area schedule (WFY-AR-000); net areas measured to internal faces. * includes the indoor part of the roof restaurant (R-002) - split at design development.

FURNITURE LEGEND (FF&E)

CODE	DESCRIPTION	SIZE (mm)	QTY
CH-02	Dining chair, upholstered	500x550	70
CH-05	Lobby armchair, high back	720x800	10
LK-01	Staff locker bank	300x500 per bay	5
OF-02	Outdoor dining chair	600x600	32
OF-03	Outdoor dining table	1800x900	6
SF-01	Three-seat sofa	2460x900	3
SF-04	Corner / L sofa	2340x2320	24
SF-05	Two-seat sofa	1200x660	17
ST-02	Side cabinet / credenza	450x670	6
TB-02	Square dining table	900x900	81
TB-07	Console table	680x490	6
TB-08	Round dining table	D1600	4
TV-01	Wall TV / media panel	65 in	10

Codes listed per level; quantities counted from drawing blocks on this level.

FINISH LEGEND - MATERIAL SWATCHES

FL-02
Honed travertine-look porcelain 600x1200
Location: Restaurants, cafe, lounge, roof dining

FL-04
Self-levelling epoxy, grey, anti-slip R11
Location: Parking, MEP, stores, loading

FL-09
Homogeneous vinyl / ceramic tile BOH
Location: Offices, staff, kitchens, housekeeping

WL-02
Walnut timber veneer panelling
Location: Restaurants, boardroom, feature walls

WL-07
Washable epoxy paint
Location: BOH, parking, MEP

CL-02
Walnut timber slatted ceiling
Location: Restaurants, lounges, feature

CL-03
Acoustic mineral tile 600x600
Location: Offices, BOH, staff

CL-04
Exposed soffit, painted
Location: Parking, plant, MEP

Finish codes per space are listed in the Space Schedule (FLOOR | WALL | CEILING) - see Material Board WFY-AR-120 and specification.

INTERIOR REFERENCE IMAGES - SPACES ON THIS FLOOR



ROOF RESTAURANT - INDOOR



OUTDOOR DECK RESTAURANT



BUSINESS LOUNGE



BUSINESS LOUNGE - SEATING

Royal Commission
الهيئة الملكية

Location:	Yanbu ,KSA	Plot NO.:	LOT 26 / LOT 23

Project Name:

YANBU 5-STAR HOTEL & ANNEX

INVESTOR

WAFAIYA
YANBU • RED SEA

CONTRACTOR

الوفائية
Wafaiyah

Consultant:

-

COORDINATION

Checked		Engineer	Signature	Date
Architectural	ARC			
Interior Design	ID			
Civil	CV			
Mechanical	MEC			
Electrical	ELC			
Low Current	LC			
Fire Life Safety	FLS			
Acoustics	ACS			
Lighting	LGT			
Signage	SG			
Security	SC			

REVISIONS

	Revision Description	Date	By
4			
3			
2			
00	ISSUE 00 - FIRST COMPREHENSIVE SUBMISSION	30 Oct 2026	

Drawing Type:

Architectural & Furniture Layout

Drawing Title:

Roof Floor Plan - Hotel

Drawn by:		Date:	30 Oct 2026
Checked by:	Ar .Mike Mirasol	Sheet Size:	A0
Reviewed by:	-		
Approved by:	-		

Drawing No.: **WFY-AR-107**

Revision NO.: 00

Scale: 1:250